

# Automotive

## MINI 32VDC



Fast acting for general DC applications




PART NO.	AMP	COLOUR
<b>MINI-2</b>	2A	GREY
<b>MINI-3</b>	3A	VIOLET
<b>MINI-4</b>	4A	PINK
<b>MINI-5</b>	5A	TAN
<b>MINI-7.5</b>	7.5A	BROWN

PART NO.	AMP	COLOUR
<b>MINI-10</b>	10A	RED
<b>MINI-15</b>	15A	BLUE
<b>MINI-20</b>	20A	YELLOW
<b>MINI-25</b>	25A	CLEAR
<b>MINI-30</b>	30A	GREEN

## AUTO 32VDC



Fast acting for general DC applications



PART NO.	AMP	COLOUR
<b>AUTO-1</b>	1A	BLACK
<b>AUTO-2</b>	2A	GREY
<b>AUTO-3</b>	3A	VIOLET
<b>AUTO-4</b>	4A	PINK
<b>AUTO-5</b>	5A	TAN
<b>AUTO-7.5</b>	7.5A	BROWN
<b>AUTO-10</b>	10A	RED

PART NO.	AMP	COLOUR
<b>AUTO-15</b>	15A	BLUE
<b>AUTO-20</b>	20A	YELLOW
<b>AUTO-25</b>	25A	CLEAR
<b>AUTO-30</b>	30A	GREEN
<b>AUTO-35</b>	35A	BLUE/GREEN
<b>AUTO-40</b>	40A	ORANGE

## MAXI 32VDC



Slow (time delay) for general DC applications



PART NO.	AMP	COLOUR
<b>MAXI-20</b>	20A	YELLOW
<b>MAXI-25</b>	25A	GREY
<b>MAXI-30</b>	30A	GREEN
<b>MAXI-35</b>	35A	BROWN
<b>MAXI-40</b>	40A	ORANGE


PART NO.	AMP	COLOUR
<b>MAXI-50</b>	50A	RED
<b>MAXI-60</b>	60A	BLUE
<b>MAXI-70</b>	70A	TAN
<b>MAXI-80</b>	80A	CLEAR

# Auto Fuses Holders

## FHM0001 in-line holder for MINI fuse




20A 32VDC rated in-line fuse holder with splash proof cover



## FHAC001 in-line holder for AUTO fuse



20A 32VDC rated in-line fuse holder with splash proof cover



## MAHC0001 in-line holder for MAXI fuse




60A 32VDC rated in-line fuse holder with splash proof cover



## DC Voltage

### MIDI 32VDC slow




Slow acting for DC applications

PART NO.	AMP	COLOUR
<b>MIDI-30</b>	30A	ORANGE
<b>MIDI-40</b>	40A	GREEN
<b>MIDI-50</b>	50A	RED
<b>MIDI-60</b>	60A	YELLOW
<b>MIDI-70</b>	70A	BROWN

PART NO.	AMP	COLOUR
<b>MIDI-80</b>	80A	WHITE
<b>MIDI-100</b>	100A	BLUE
<b>MIDI-125</b>	125A	PINK
<b>MIDI-150</b>	150A	GREY

FUSE HOLDERS TO SUIT **See Below**

### MEGA 32VDC slow



Slow acting for DC applications

PART NO.	AMP	COLOUR
<b>MEGA-60</b>	60A	-
<b>MEGA-80</b>	80A	RED
<b>MEGA-100</b>	100A	YELLOW
<b>MEGA-125</b>	125A	GREEN
<b>MEGA-150</b>	150A	ORANGE
<b>MEGA-175</b>	175A	WHITE

PART NO.	AMP	COLOUR
<b>MEGA-200</b>	200A	BLUE
<b>MEGA-225</b>	225A	TAN
<b>MEGA-250</b>	250A	PINK
<b>MEGA-300</b>	300A	GREY
<b>MEGA-400</b>	400A	PURPLE
<b>MEGA-500</b>	500A	BROWN

FUSE HOLDERS TO SUIT **See Below**

## DC Fuse Holders

### 498900 holder for MIDI fuse 32VDC rated fuse holder



### 298-1001 holder for MEGA fuse Single assembly fuse holder. Also available in dual and triple assembly




# Forklift and DC

## 9005805



Fast acting for general DC applications

80VDC  
fast



PART NO.	AMP	PART NO.	AMP
9005805-50	50A	9005805-200	200A
9005805-63	63A	9005805-250	250A
9005805-80	80A	9005805-300	300A
9005805-100	100A	9005805-325	325A
9005805-125	125A	9005805-355	355A
9005805-160	160A	9005805-425	425A
9005805-175	175A	9005805-500	500A

## 9005909



Fast acting for general DC applications

24VDC  
fast




PART NO.	AMP	PART NO.	AMP
9005909-30A	30A	9005909-100A	100A
9005909-50A	50A	9005909-150A	150A
9005909-80A	80A		

## CNN



Very fast acting for general DC applications

48VDC  
very fast




PART NO.	AMP	PART NO.	AMP
CNN35	35A	CNN225	225A
CNN40	40A	CNN250	250A
CNN50	50A	CNN275	275A
CNN60	60A	CNN300	300A
CNN80	80A	CNN325	325A
CNN90	90A	CNN350	350A
CNN100	100A	CNN400	400A
CNN125	125A	CNN500	500A
CNN150	150A	CNN600	600A
CNN175	175A	CNN700	700A
CNN200	200A	CNN800	800A

## CNL



Fast acting for general DC applications

32VDC  
fast



PART NO.	AMP	PART NO.	AMP
CNL35	35A	CNL225	225A
CNL40	40A	CNL250	250A
CNL50	50A	CNL275	275A
CNL60	60A	CNL300	300A
CNL80	80A	CNL325	325A
CNL90	90A	CNL350	350A
CNL100	100A	CNL400	400A
CNL125	125A	CNL500	500A
CNL150	150A	CNL600	600A
CNL175	175A	CNL700	700A
CNL200	200A	CNL800	800A

FUSE HOLDERS TO SUIT Refer to pages 87

# Forklift and DC Fuses and Holders

## CCK

130VDC\*  
time delay




CCK DIMENSIONS (mm)		
AMPS	A	B
1-15	56	13
20-30	62	13
35-60	76	19
70-120	88	25.4
140-200	91	25.4
225-300	97	25.4

Slow acting for general DC applications

PART NO.	AMP	* VOLTAGE	PART NO.	AMP	* VOLTAGE
CCK1	1A	130V	CCK75	75A	130V
CCK2	2A	130V	CCK80	80A	130V
CCK10	10A	130V	CCK100	100A	130V
CCK15	15A	130V	CCK120	120A	72V
CCK20	20A	130V	CCK140	140A	72V
CCK25	25A	130V	CCK150	150A	72V
CCK30	30A	130V	CCK160	160A	72V
CCK35	35A	130V	CCK175	175A	72V
CCK40	40A	130V	CCK200	200A	72V
CCK50	50A	130V	CCK225	225A	48V
CCK60	60A	130V	CCK250	250A	48V
CCK70	70A	130V	CCK300	300A	48V

## CCL

125VDC  
time delay



Slow acting for general DC applications

PART NO.	AMP	PART NO.	AMP
CCL30	30A	CCL60	60A
CCL35	35A	CCL80	80A
CCL40	40A	CCL100	100A
CCL50	50A	CCL120	120A

CCL DIMENSIONS (mm)		
AMPS	A	B
30-60	62.33	12.95
80-120	68.58	19.05

## CNN/CNL HOLDER

80VDC  
fuse holder



Fuse holder to suit DC Fuses

PART NO.	AMP	TO SUIT
CNN/CNL Holder	250A	To suit 9005805, CNN, CNL fuses

## 9103001

80VDC  
fuse holder



Fuse holder to suit DC fuses.

PART NO.	AMP	TO SUIT
9103001	425A	To suit 9005805, CNN, CNL fuses